

Registering for an Account

Below is your confirmation for the following workshop(s)

CE Courses	
Course	Work Zone Traffic Control Technician Qualification 10/12/21
Start Date	Tuesday, Oct 12, 2021
End Date	Tuesday, Oct 12, 2021
Start Time	8:30 AM
End Time	3:30 PM
Master Course Code	Eastern Time
Course Location	Online Training
Course Overview	This is a live Zoom webinar followed by an exam in Canvas Learning Management System. Session I 8:30am-11:30am EST, Session II 12:30pm-3:30pm EST. Exam to follow in Canvas Learning Management System. The exam will open after the webinar has concluded; the exam will be open until 9:00pm. Once you begin the exam, you cannot pause or finish the exam at a later time, you must complete it in its entirety. Electronic materials can be found here: https://www.dropbox.com/sh/8ddxy740s16s9rm/AAAjBRsWPs-ea?dl=0
Inst	Canvas Link
Instructor Notes	Canvas Link: https://uk.catalog.instructure.com/browse/engineering/ktc/course/12-21-work-zone-traffic-control-technician-qualification
Instructor	Zoom Link
Instructor Notes	Zoom Link: https://uky.zoom.us/j/81843646939

ONLY use this website

Zoom:
Use the Zoom link on the day of the course to access the live webinar. If you are unfamiliar with Zoom, [HERE](#) you will find a user guide and [HERE](#) you will find a short video, both explain the functions of Zoom.

You may share a device for the live session of the webinar. Any type of device can be used to watch the webinar such as laptops, smartphones, tablets, computers, etc. If you are sharing a device, you must enter all participant names in to the chat box when you enter the meeting so that yourself and the participants attending with you can be given credit for the webinar.

Canvas:
Canvas is our Learning Management System. To view the course format for your class and directions on how to set up your Canvas account, visit <https://www.kyt2.com/resources/canvas>. You must have your Canvas account set up before the start date of your training.

Devices:
You may share a device for the live session of the webinar, however, once the webinar concludes, you must have your own device to complete the exam portion of the training individually. Any type of device can be used to watch the webinar and take the exam, such as laptops, smartphones, tablets, computers, etc. If you are sharing a device for the live session, all participant names must be typed in to the chat box so credit can be given.


Cancellation Policy
If you are unable to attend or would like to transfer to another date, we must have two business days' notice. If we do not receive advance notice, you will be charged the full registration fee. Substitution requests can be accepted at any time, unless a course has prework. Substitutions cannot be accepted if a course has prework and is less than two business days.

Attendance
Your attendance is required for the entire webinar in order to receive credit. If you do not successfully complete the assigned work or miss any length of time, you will not receive credit and may be charged a no show fee.

Thank you!
If you have any questions, please feel free to contact our office. We look forward to seeing you!

Copyright © 2018 University of Kentucky
Technology Transfer Program, 170 Patterson Building, Lexington, KY 40506

- This is an example of the confirmation letter you will receive.
- It contains all the information for your course.
- After you have read the entire document, click on the Canvas link.
 - It is important that you do not use any other link but this link to create your Canvas account.



10-12-21 Work Zone Traffic Control
Technician Qualification
Oct 12 - Oct 13, 2021

[Sign in to Enroll](#)


Don't have an account? Sign up here! [Register Here](#)

Full Name

Email

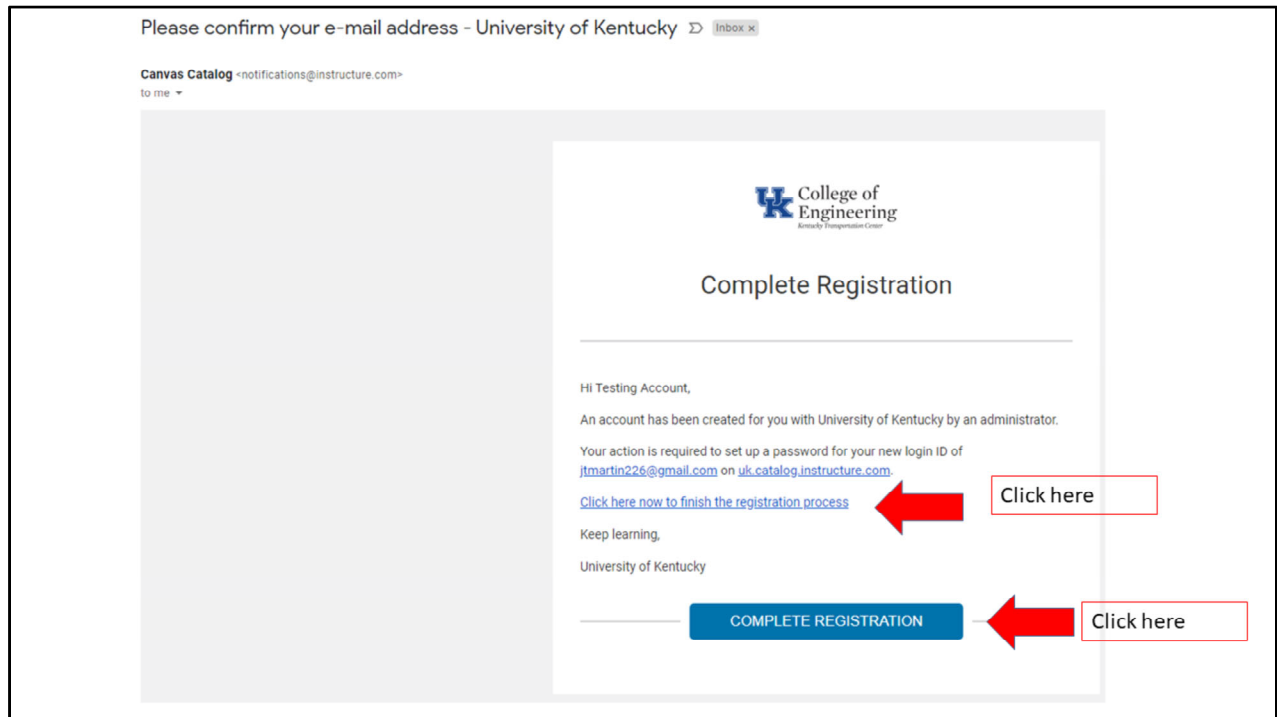
Confirm Email

I agree to the [Acceptable Use Policy](#) and acknowledge the [Privacy Policy](#).

I'm not a robot  reCAPTCHA
Privacy - Terms

[Register New Account](#)

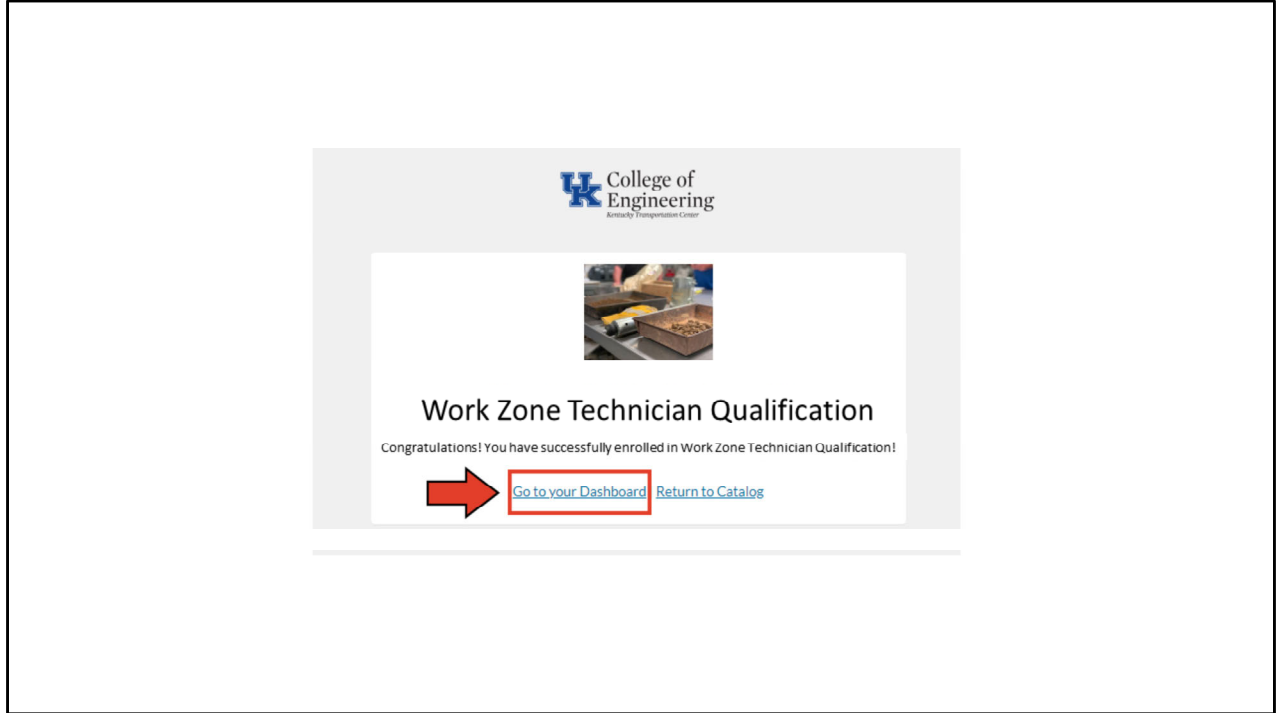
- Once you click on the Canvas link from your confirmation letter, it will take you to the course's enroll page.
- If you do not have an account, enter in your full name and email address. Then click on Register New Account.



- You will receive an email to the email you provided that tells you to complete your registration.
- Click on the complete registration button and finish the process.



- After you receive your email and click the link, you will be redirected here where you will create your password.
 - Write this password down and remember it. You will use it for future classes.
- Click Register after entering a password.



- After you enter your password, you will be taken to this page where you will click on Go to your Dashboard.
- This means you have set up your account and are entering Canvas.

The screenshot shows a Canvas LMS interface. On the left is a dark blue navigation sidebar with icons for Account, Dashboard, Courses, Calendar, Inbox, History, and Help. The main content area is white and displays the course title 'WZTech101221' and 'Non-Catalog Course'. Below this is a breadcrumb trail with 'Home' and 'Quizzes'. A large blue button labeled '10-12-21 Work Zone Traffic Control Technician Qualification' is highlighted with a red arrow. Below the button is a 'Terms and Conditions' section with the following text:

The Kentucky Transportation Center - Technology Transfer Program requires you to read the terms of service carefully and consider these as the terms of agreement between you and us, the Technology Transfer Program. This governs the use and access to the website and the services to you.

Account Security
I will keep my username and password secure, and I will not share them or allow anyone else to access my account. I will contact Technology Transfer Program if I believe my account has been compromised.

Work Integrity
I will complete all required quizzes and any other assignments using only my own work. I will not engage in any activities that would dishonestly improve my results, or improve or hurt the results of others.

Quiz Sharing
I will not share T2 quiz questions or answers on any website, via email, photocopying, or by any other means. I have one attempt at taking the exam and will not share any information.

Recordkeeping
I understand that T2 keeps account activity logs, including computer IP address, time spent in each content area, number of quiz attempts, and quiz scores. Indications of inappropriate use will be investigated, and may be reported to organizations with which I am affiliated.

By clicking Agree and Continue below, I hereby agree and consent to the Terms and Conditions stated above.

At the bottom of the page is a large blue button labeled 'Agree and Continue', which is also highlighted with a red arrow.


- You are in Canvas and ready to start your quiz and or course.
- Read the Terms and Conditions and click on the Agree and Continue to start your quiz and or course.

Logging in to your Account

Below is your confirmation for the following workshop(s)

CE Courses	
Course	Work Zone Traffic Control Technician Qualification 10/12/21
Start Date	Tuesday, Oct 12, 2021
End Date	Tuesday, Oct 12, 2021
Start Time	8:30 AM
End Time	3:30 PM
Master Course Code	Eastern Time
Course Location	Online Training
Course Overview	This is a live Zoom webinar followed by an exam in Canvas Learning Management System. Session I 8:30am-11:30am EST, Session II 12:30pm-3:30pm EST. Exam to follow in Canvas Learning Management System. The exam will open after the webinar has concluded; the exam will be open until 9:00pm. Once you begin the exam, you cannot pause or finish the exam at a later time, you must complete it in its entirety. Electronic materials can be found here: https://www.dropbox.com/sh/8ddxy740s16s9rm/AAAjBRsWPs-ea?dl=0
Inst	Canvas Link
Instructor Notes	Canvas Link: https://uk.catalog.instructure.com/browse/engineering/ktc/course/12-21-work-zone-traffic-control-technician-qualification
Instructor	Zoom Link
Instructor Notes	Zoom Link: https://uky.zoom.us/j/81843646939

ONLY use this website



Zoom:
Use the Zoom link on the day of the course to access the live webinar. If you are unfamiliar with Zoom, [HERE](#) you will find a user guide and [HERE](#) you will find a short video, both explain the functions of Zoom.

You may share a device for the live session of the webinar. Any type of device can be used to watch the webinar such as laptops, smartphones, tablets, computers, etc. If you are sharing a device, you must enter all participant names in to the chat box when you enter the meeting so that yourself and the participants attending with you can be given credit for the webinar.


Canvas:
Canvas is our Learning Management System. To view the course format for your class and directions on how to set up your Canvas account, visit <https://www.kyt2.com/resources/canvas>. You must have your Canvas account set up before the start date of your training.

Devices:
You may share a device for the live session of the webinar, however, once the webinar concludes, you must have your own device to complete the exam portion of the training individually. Any type of device can be used to watch the webinar and take the exam, such as laptops, smartphones, tablets, computers, etc. If you are sharing a device for the live session, all participant names must be typed in to the chat box so credit can be given.

Cancellation Policy
If you are unable to attend or would like to transfer to another date, we must have two business days' notice. If we do not receive advance notice, you will be charged the full registration fee. Substitution requests can be accepted at any time, unless a course has prework. Substitutions cannot be accepted if a course has prework and is less than two business days.

Attendance
Your attendance is required for the entire webinar in order to receive credit. If you do not successfully complete the assigned work or miss any length of time, you will not receive credit and may be charged a no show fee.

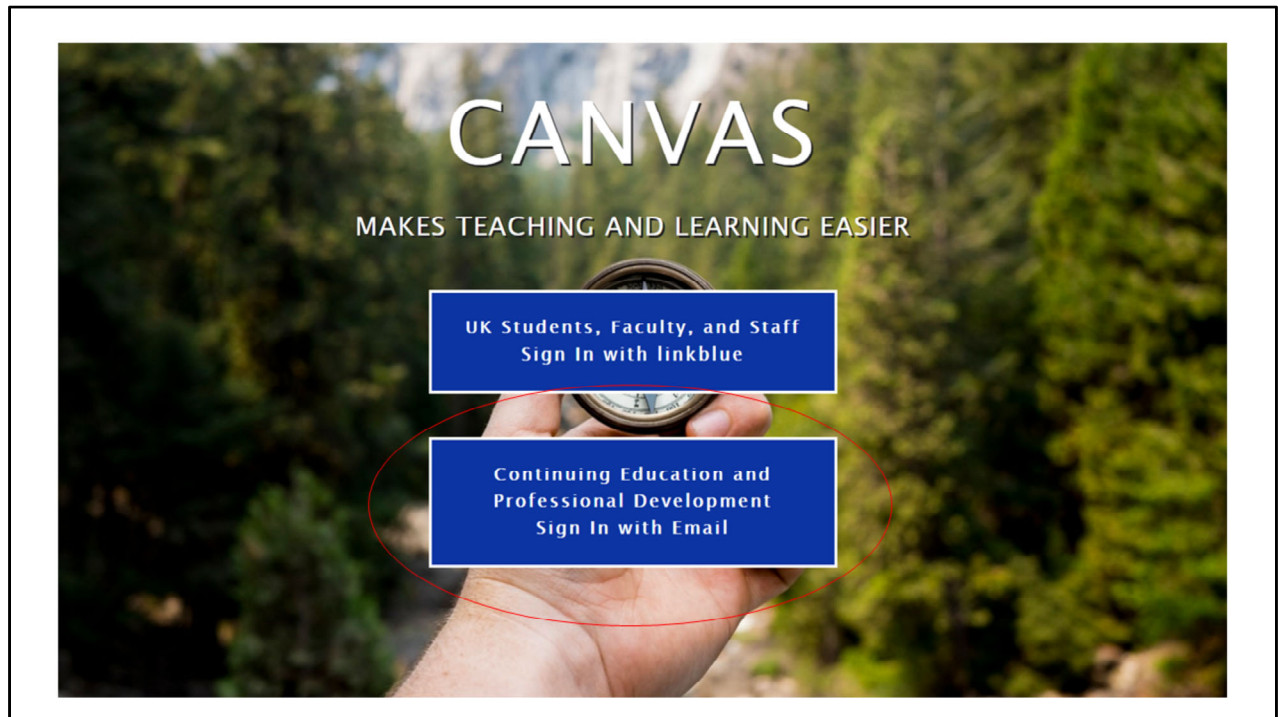
Thank you!
If you have any questions, please feel free to contact our office. We look forward to seeing you!


Copyright © 2018 University of Kentucky
Technology Transfer Program, 170 Patterson Building, Lexington, KY 40506

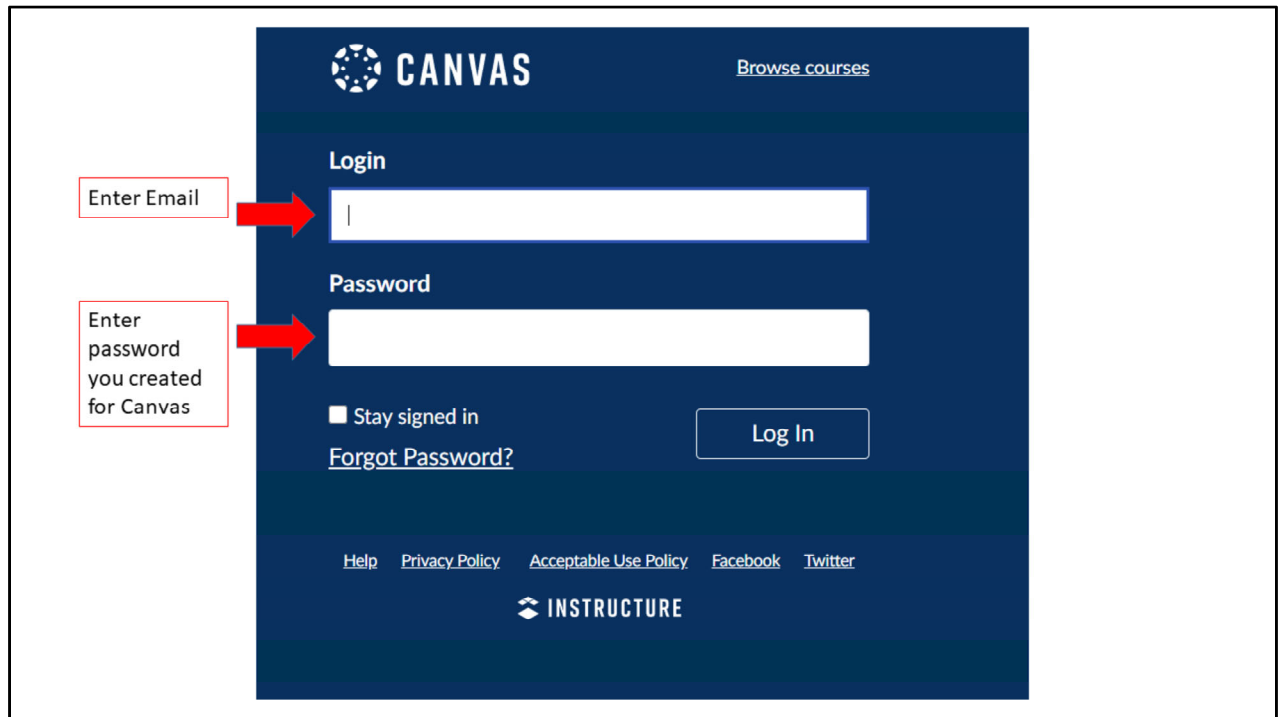
- This is an example of the confirmation letter you will receive.
- It contains all the information for your course.
- After you have read the entire document, click on the Canvas link.
 - It is important that you do not use any other link but this link to create your Canvas account.

The screenshot shows a web page for a course titled "10-12-21 Work Zone Traffic Control Technician Qualification" running from Oct 12 to Oct 13, 2021. At the top, there is a banner image of a road with orange traffic cones and a "ROAD WORK AHEAD" sign. Below the banner, there are two buttons: "Sign in to Enroll" and "Register Here". A red arrow points from the "Register Here" button to the "Sign in to Enroll" button. Below these buttons, there is a section for new users: "Don't have an account? Sign up here!". This section includes input fields for "Full Name", "Email", and "Confirm Email". There are also checkboxes for "I agree to the Acceptable Use Policy and acknowledge the Privacy Policy" and "I'm not a robot" (with a reCAPTCHA logo). At the bottom of the form is a blue button labeled "Register New Account".

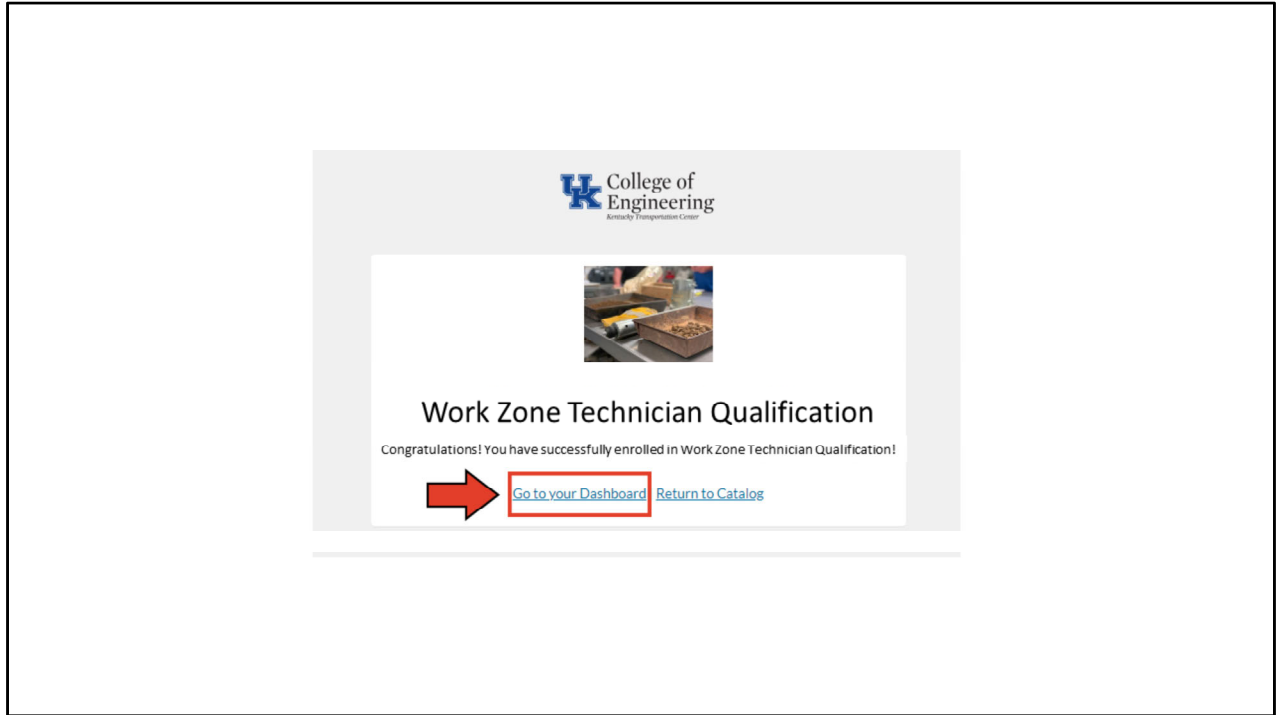
- Once you click on the Canvas link from you confirmation letter, it will take you to the course's enroll page.
- Click on Sign in to Enroll.



- Click on Continuing Education and Professional Development Sign in with Email.



- Login using your email address and password you created when you created your Canvas account.



- After you enter your password, you will be taken to this page where you will click on Go to your Dashboard.

The screenshot shows the Canvas LMS interface for a user named WZTech101221. The course is identified as '10-12-21 Work Zone Traffic Control Technician Qualification'. The page displays the 'Terms and Conditions' for the quiz. The terms include sections for Account Security, Work Integrity, Quiz Sharing, and Recordkeeping. At the bottom, there is a button labeled 'Agree and Continue'.

WZTech101221

Non-Catalog Course

10-12-21 Work Zone Traffic Control Technician Qualification

Home

Quizzes

Terms and Conditions

The Kentucky Transportation Center - Technology Transfer Program requires you to read the terms of service carefully and consider these as the terms of agreement between you and us, the Technology Transfer Program. This governs the use and access to the website and the services to you.

Account Security
I will keep my username and password secure, and I will not share them or allow anyone else to access my account. I will contact Technology Transfer Program if I believe my account has been compromised.

Work Integrity
I will complete all required quizzes and any other assignments using only my own work. I will not engage in any activities that would dishonestly improve my results, or improve or hurt the results of others.

Quiz Sharing
I will not share T2 quiz questions or answers on any website, via email, photocopying, or by any other means. I have one attempt at taking the exam and will not share any information.

Recordkeeping
I understand that T2 keeps account activity logs, including computer IP address, time spent in each content area, number of quiz attempts, and quiz scores. Indications of inappropriate use will be investigated, and may be reported to organizations with which I am affiliated.

By clicking Agree and Continue below, I hereby agree and consent to the Terms and Conditions stated above.

Agree and Continue

- You are in Canvas and ready to start your quiz and or course.
- Read the Terms and Conditions and click on the Agree and Continue to start your quiz and or course.